

Scaled data based on original data using
LM-79-08 Approved Method: Electrical and Photometric Measurements of Solid-
State Lighting Products

Test Report Prepared for
Cooper Lighting Solutions
(formerly Eaton)

Brand: McGRAW-EDISON

Report Number: P527293

Luminaire Tested: **GALN-SA2B-740-U-RW-GRSBK**

Issue Date: 5/27/2021

Test Information

Test Method: LM-79-08
Report Number: P527293
TEST IS SCALED FROM IESNA LM-79-08 TEST DATA (G3-2011-057-7)
Test Lab: INNOVATION CENTER
Issue Date: 5/27/2021
Manufacturer: COOPER LIGHTING SOLUTIONS (FORMERLY EATON)
Product Line: McGRAW-EDISON
Catalog Number: GALN-SA2B-740-U-RW-GRSBK
Description: GALLEON AREA AND ROADWAY LUMINAIRE
(2) 70 CRI, 4000K, 800mA LIGHTSQUARES WITH 16 LEDS EACH AND RECTANGULAR
WIDE OPTICS WITH BLACK GLARE REDUCTION SHIELD
Light Source: -
Ballast/Driver: ELECTRONIC DRIVER

Summary

Lumens per Lamp: N/A
Luminaire Lumens: 7395 lumens
Efficiency: N/A
Efficacy: 90.2 lumens/watt
Luminous Opening: Rectangular (W 0.5' x L: 1' x H: 0')
IES Classification: Type V - Short
BUG Rating: B3 - U0 - G0

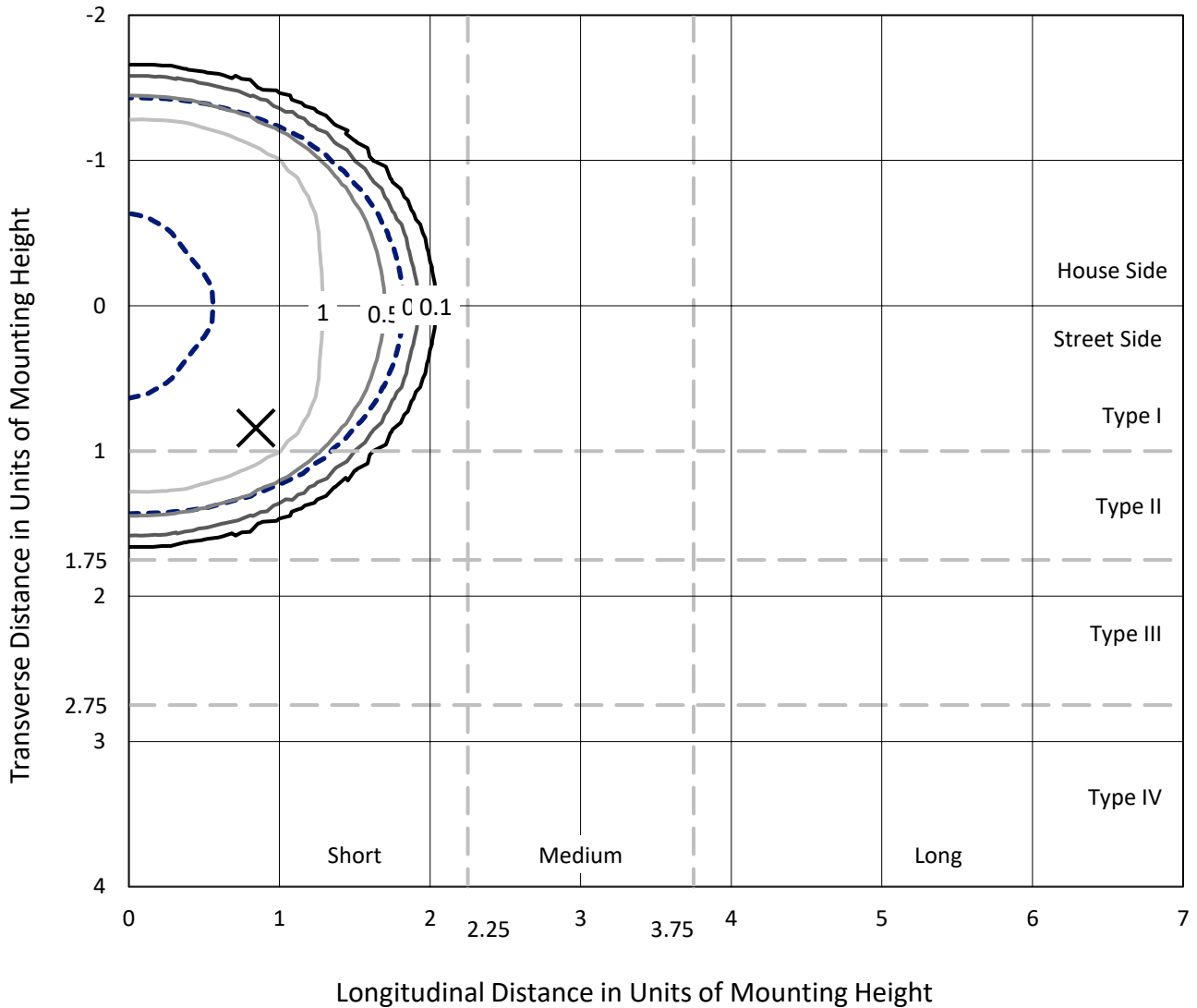
Input Watts (W): 82
Input Voltage (V): NR
Input Current (Ain): NR
Voltage Rise (V): NR
Power Factor: NR
Total Harmonic Distortion (THDi): NR
Frequency (hertz): 60
Stabilization Time: NR
Operation Time: NR
Ambient Temperature (°C): NR
Test Distance: 24 FT



REPORT NUMBER: P527293
 CATALOG NUMBER: GALN-SA2B-740-U-RW-GRSBK

Iso-Footcandle Lines of Horizontal Illumination

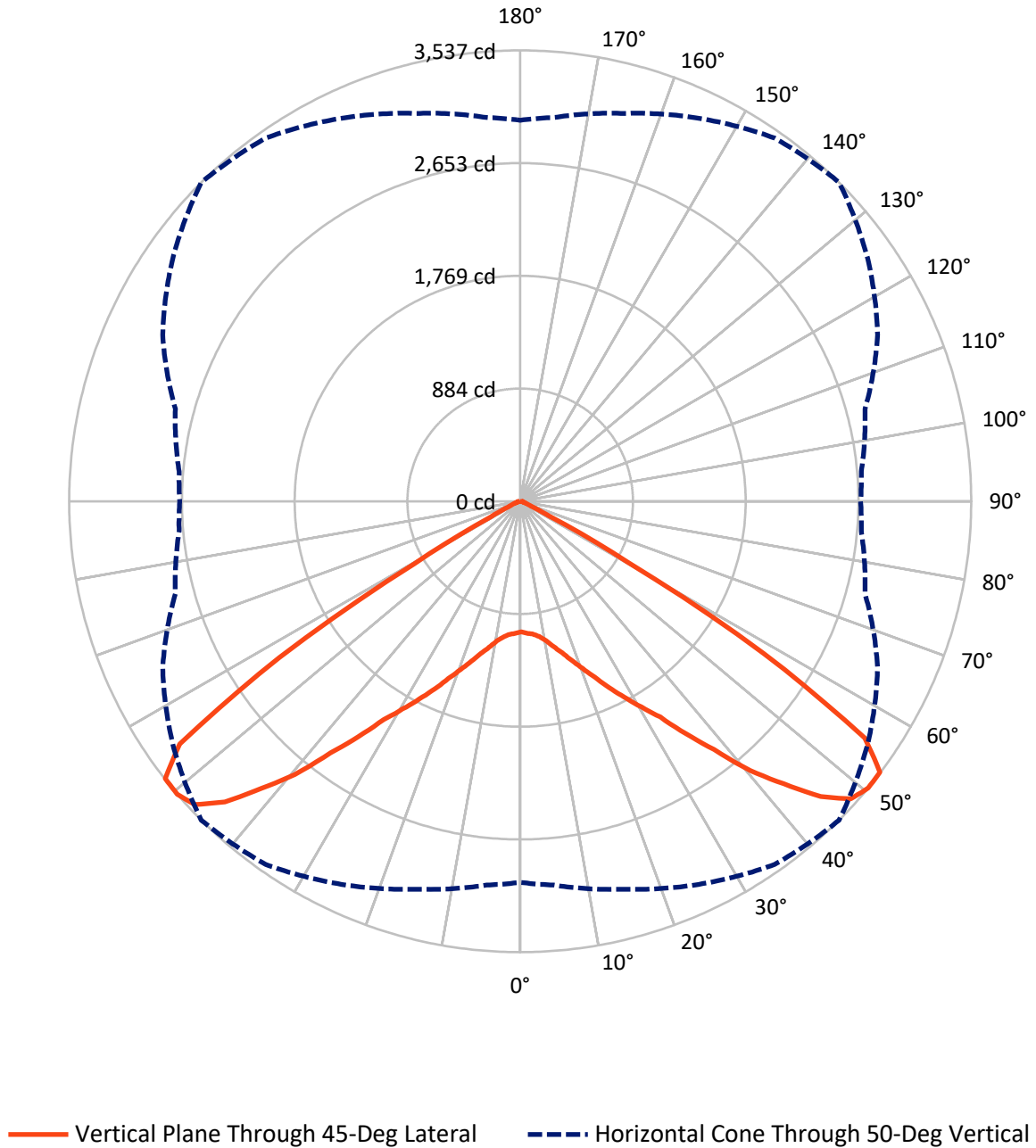
× Max cd
 - - - 1/2 Max cd



Based on 25 foot mounting height. Maximum calculated value = 2 fc
 Type V - Short - N/A

REPORT NUMBER: P527293
CATALOG NUMBER: GALN-SA2B-740-U-RW-GRSBK

Luminous Intensity Polar Plot



REPORT NUMBER: P527293
 CATALOG NUMBER: GALN-SA2B-740-U-RW-GRSBK

FLUX DISTRIBUTION:

		Downward	Upward	Total
House Side	Lumens	3697.5	0.0	3697.5
	% Fixture	50.0	0.0	50.0
Street Side	Lumens	3697.5	0.0	3697.5
	% Fixture	50.0	0.0	50.0
Total	Lumens	7395.0	0.0	7395.0
	% Fixture	100.0	0.0	100.0

ZONAL LUMENS:

Zone	Lumens	% Fixture
0°-10°	102.0	1.4
10°-20°	351.5	4.8
20°-30°	718.0	9.7
30°-40°	1369.2	18.5
40°-50°	2307.3	31.2
50°-60°	2200.4	29.8
60°-70°	307.2	4.2
70°-80°	29.4	0.4
80°-90°	10.1	0.1
90°-100°	0.0	0.0
100°-110°	0.0	0.0
110°-120°	0.0	0.0
120°-130°	0.0	0.0
130°-140°	0.0	0.0
140°-150°	0.0	0.0
150°-160°	0.0	0.0
160°-170°	0.0	0.0
170°-180°	0.0	0.0
0°-90°	7395.0	100.0
0°-180°	7395.0	100.0

Coefficient of Utilization



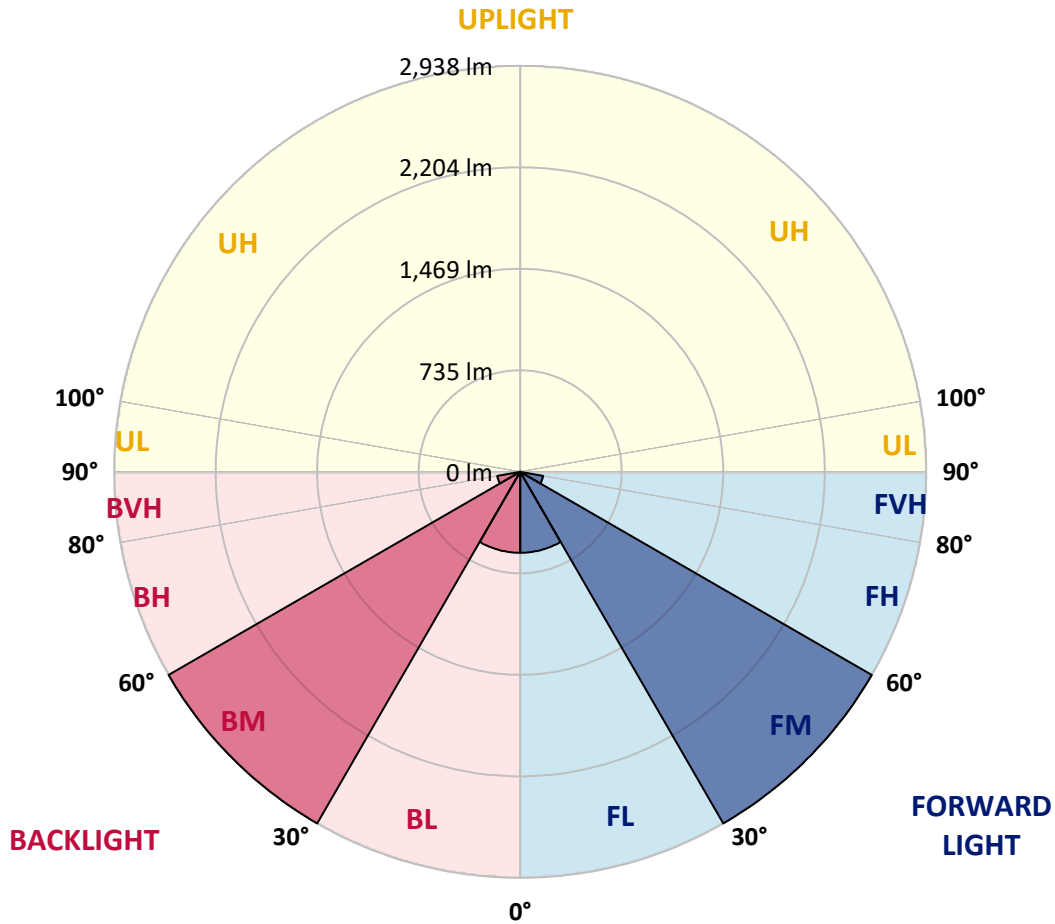
REPORT NUMBER: P527293
 CATALOG NUMBER: GALN-SA2B-740-U-RW-GRSBK

LUMINAIRE CLASSIFICATION SYSTEM LUMEN TABLE AND BUG RATING:

Zone	Lumens	% Fixture	Zone Rating/Lumen Limit		
			B	U	G
FL (0°-30°)	585.8	7.9			
FM (30°-60°)	2938.4	39.7			
FH (60°-80°)	168.3	2.3			G0/660
FVH (80°-90°)	5.1	0.1			G0/10
BL (0°-30°)	585.8	7.9	B2/1000		
BM (30°-60°)	2938.4	39.7	B3/5000		
BH (60°-80°)	168.3	2.3	B1/500		G0/660
BVH (80°-90°)	5.1	0.1			G0/10
UL (90°-100°)	0.0	0.0		U0/0	
UH (100°-180°)	0.0	0.0		U0/0	

BUG Rating: B3-U0-G0

Type V Short





REPORT NUMBER: P527293

CATALOG NUMBER: GALN-SA2B-740-U-RW-GRSBK

CANDELA DISTRIBUTION (FULL):

	0°	5°	15°	25°	35°	45°	55°	65°	75°	85°	90°
0°	1025.2	1025.2	1025.2	1025.2	1025.2	1025.2	1025.2	1025.2	1025.2	1025.2	1025.2
2.5°	1021.5	1021.5	1020.3	1030.2	1025.2	1036.4	1035.2	1038.9	1042.7	1041.4	1051.4
5°	1012.8	1011.5	1011.5	1022.7	1033.9	1046.4	1057.6	1065.1	1077.5	1077.5	1089.9
7.5°	1021.5	1015.3	1024.0	1029.0	1050.1	1071.3	1089.9	1104.9	1133.5	1143.4	1139.7
10°	1024.0	1031.5	1037.7	1052.6	1078.7	1111.1	1127.3	1164.6	1196.9	1219.3	1224.3
12.5°	1040.2	1051.4	1068.8	1104.9	1128.5	1170.8	1193.2	1229.3	1274.1	1299.0	1316.4
15°	1071.3	1075.0	1097.4	1143.4	1194.4	1233.0	1267.9	1294.0	1337.5	1366.2	1367.4
17.5°	1111.1	1127.3	1158.4	1201.9	1255.4	1312.6	1340.0	1368.6	1384.8	1423.4	1432.1
20°	1190.7	1193.2	1223.1	1280.3	1347.5	1399.7	1419.7	1434.6	1428.4	1468.2	1475.6
22.5°	1265.4	1267.9	1305.2	1382.3	1454.5	1499.3	1508.0	1499.3	1480.6	1509.2	1511.7
25°	1341.3	1363.7	1391.0	1468.2	1557.8	1617.5	1618.7	1595.1	1556.5	1561.5	1573.9
27.5°	1459.5	1475.6	1504.3	1575.2	1673.5	1740.7	1729.5	1700.8	1651.1	1654.8	1651.1
30°	1597.6	1612.5	1636.1	1727.0	1799.1	1872.5	1888.7	1861.3	1786.7	1770.5	1789.2
32.5°	1764.3	1785.5	1829.0	1912.4	1973.3	2018.1	2029.3	2019.4	1949.7	1943.5	1955.9
35°	1967.1	1995.7	2035.5	2108.9	2158.7	2239.6	2239.6	2206.0	2142.5	2150.0	2148.8
37.5°	2181.1	2223.4	2285.6	2360.3	2427.5	2471.0	2457.3	2428.7	2365.3	2349.1	2365.3
40°	2449.9	2471.0	2549.4	2646.5	2728.6	2778.3	2719.9	2657.6	2505.9	2529.5	2573.0
42.5°	2695.0	2728.6	2788.3	2895.3	2988.6	3029.7	2960.0	2836.8	2653.9	2635.3	2667.6
45°	2904.0	2940.1	3018.5	3171.5	3269.8	3305.9	3151.6	2952.5	2743.5	2696.2	2709.9
47.5°	3043.4	3062.0	3171.5	3317.1	3406.7	3488.8	3267.3	3032.2	2785.8	2696.2	2691.2
50°	2989.9	3022.2	3150.4	3315.8	3478.8	3537.3	3325.8	3093.1	2799.5	2685.0	2670.1
52.5°	2655.2	2711.2	2854.2	3077.0	3323.3	3532.3	3406.7	3073.2	2794.5	2696.2	2718.6
55°	1847.7	1848.9	2023.1	2351.6	2787.0	3279.8	3288.5	3095.6	2826.9	2765.9	2767.1
57.5°	742.8	780.1	913.3	1243.0	1644.9	2252.0	2677.6	2871.7	2830.6	2815.7	2854.2
60°	187.9	189.1	230.2	350.9	578.6	965.5	1402.2	1897.4	2184.8	2283.1	2296.8
62.5°	95.8	97.0	107.0	124.4	158.0	258.8	460.4	730.4	1038.9	1195.7	1236.8
65°	78.4	78.4	84.6	93.3	94.6	99.5	119.4	170.5	247.6	281.2	284.9
67.5°	59.7	59.7	64.7	69.7	72.2	70.9	68.4	70.9	85.9	82.1	79.6
70°	37.3	38.6	41.1	46.0	48.5	49.8	51.0	53.5	61.0	63.5	61.0
72.5°	22.4	22.4	23.6	27.4	31.1	33.6	37.3	39.8	43.5	49.8	48.5
75°	10.0	10.0	12.4	16.2	19.9	23.6	27.4	31.1	33.6	37.3	38.6
77.5°	2.5	3.7	6.2	11.2	14.9	19.9	24.9	28.6	31.1	31.1	29.9
80°	1.2	1.2	5.0	8.7	16.2	21.2	27.4	29.9	33.6	31.1	27.4
82.5°	1.2	1.2	5.0	8.7	14.9	21.2	28.6	32.3	34.8	31.1	26.1
85°	0.0	1.2	3.7	7.5	12.4	14.9	12.4	8.7	5.0	5.0	3.7
87.5°	0.0	0.0	1.2	1.2	0.0	0.0	0.0	0.0	0.0	0.0	0.0
90°	0.0	0.0	0.0	0.0	0.0	0.0	0.0	0.0	0.0	0.0	0.0

(END OF REPORT)